

**Submittal:GXH24(7.0)USV4DH**

**LC Cassette Heat Pump**

Job Name:	Location:	Date:
Purchaser:	Engineer:	
Submitted To:	For:	
Unit Designation:	Schedule #:	

**Features:**

- Inverter-driven Compressor and Fan
- Flared Piping Connections
- Wireless Remote Controller Included
- Anti-corrosion coils
- Intelligent defrost
- Auto-Restart
- Easy diagnosis
- Limited 5-year parts & 7-year compressor warranty



SYSTEM RATINGS	
Rated Cooling Capacity (Btu):	23,800
Minimum Cooling Capacity (Btu):	7,400
Maximum Cooling Capacity (Btu):	29,000
Rated Heating Capacity (Btu):	27,200
Minimum Heating Capacity (Btu):	8,200
Maximum Heating Capacity (Btu):	32,400
SEER:	16.00
EER:	10.65
HSPF:	10.00
COP (BTU/W):	11.50
METERING DEVICE	
Location:	ODU
Type:	EEV

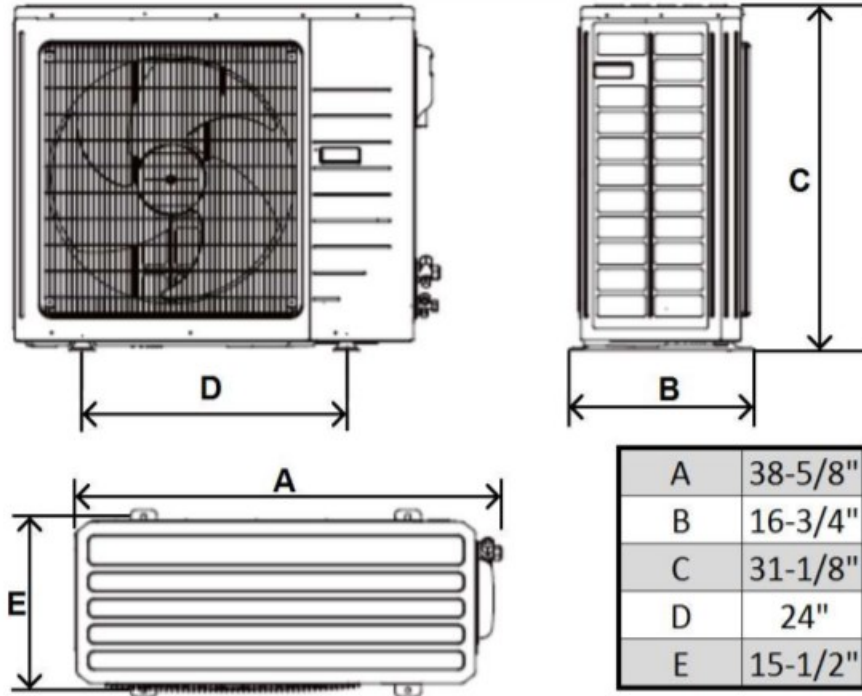
OUTDOOR UNIT DATA	
<b>Compressor</b>	Type: Inverter Rotary RLA: 18
<b>Fan Motor</b>	FLA: 1.5
<b>Sound Pressure (dBA):</b>	57
<b>Physical Characteristics</b>	Net Weight (lbs): 152.1
<b>Dimensions (in)</b>	W: 38-5/8" D: 16-3/4" H: 31-1/8"

Operation Range	
Cooling (Min-Max):	0~118.4F
Heating (Min-Max):	0~75.2F
Power Supply	
Voltage (Min-Max):	187/253
Minimum Circuit Ampacity (MCA):	24
Max. Overcurrent Protection (MOCP):	40

Refrigerant Piping Data	
Refrigerant Type:	R410A
Pre-charged Amount (Oz):	77.6
Factory pre-charged for (ft):	25
Additional amount (Oz/ft.):	0.645
Max. Piping Length (ft):	164
Max. Piping Height (ft):	49.2
ODU Connection Size (Gas):	5/8"
ODU Connection Size (Liquid):	3/8"

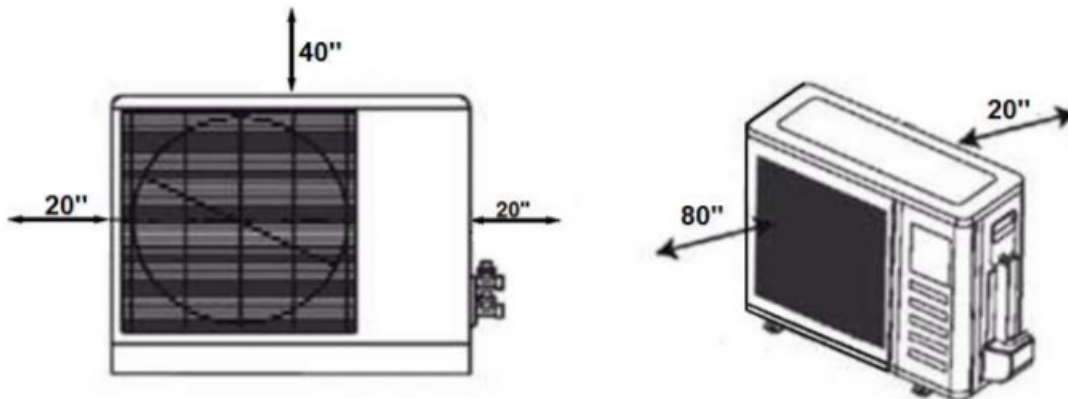
# Submittal: GXH24(7.0)USV4DH

## Outdoor Unit Dimensions



<b>ODU Suction (Gas) Flared Connection Size</b>	<b>5/8"</b>
<b>ODU "Liquid" Flared Connection Size</b>	<b>3/8"</b>

## Outdoor Unit Minimum Clearances



*Specifications are subject to change without notice.*

**Features:**

- Inverter-driven Variable Speed Blower
- Flared Piping Connections
- Wireless Remote Controller Included
- Anti-corrosion coils
- iFeel Operation
- Air Filters Included
- Turbo Cooling
- Child Lock Function



Panel: TC04

**Indoor Unit Data**

**Blower:**

CFM (Max) 765

**Sound Pressure:**

dB (A) (Min/Max): 38/47

**Electrical Data:**

Voltage (Min/Max): 187/252

Minimum Circuit Ampacity (A): 1

MOCP (A): 15

*Indoor unit is powered by separate circuit*

**Physical Characteristics:**

Net Weight (lbs): 59.535

**Dimensions**

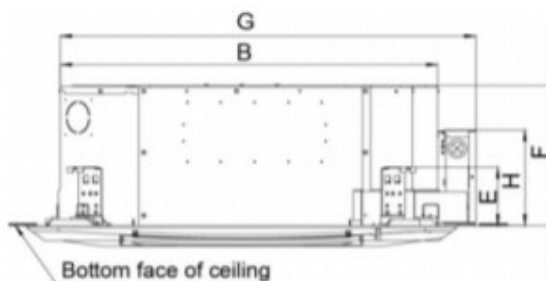
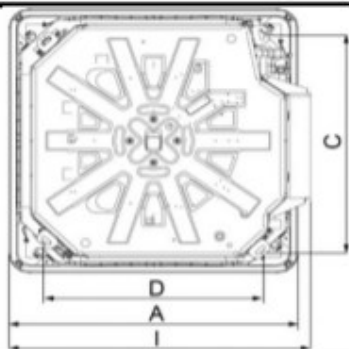
Width: 36"

Depth: 33-1/8"

Height: 9-7/16"

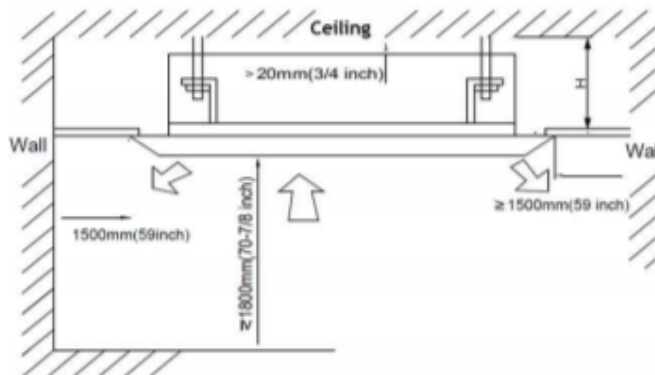
Drain Connection: 3/4"

**Dimensions**



GKU24(7.0)USV4DH	
A	37-3/8"
B	33-1/8"
C (Hanger)	30-3/4"
D (Hanger)	26-3/4"
E	6-1/4"
F	9-1/2"
G	36-1/8"
H	8-1/2"
I	39-1/8"

**Clearances**



Specifications & illustrations are subject to change without notice or incurring obligations.  
 O'Fallon, MO ©Nortek Global HVAC, LLC 2018. All Rights Reserved. 915E (10/18)

**ODU SKU: 1009445**  
**IDU SKU: 1009463**